

# CATALOGUE INHOUSE POWER PLATFORM TRAININGS



# INTRODUCTION



By **Responsive** we mean being able to **respond quickly to changes**. Microsoft Power Platforms offers solutions in this area. **Power BI** enables you to gain direct insight from (changing) data. So that you can quickly take the necessary actions. **Power Apps / Automate** offers possibilities to easily automate business processes.

Get Responsive helps professionals and companies to learn to use Power BI and Power Apps/Automate (better), through **in-house training**, **individual training** and **consultancy**.

We service our customers by arranging the **entire** training process: from registration to aftercare.

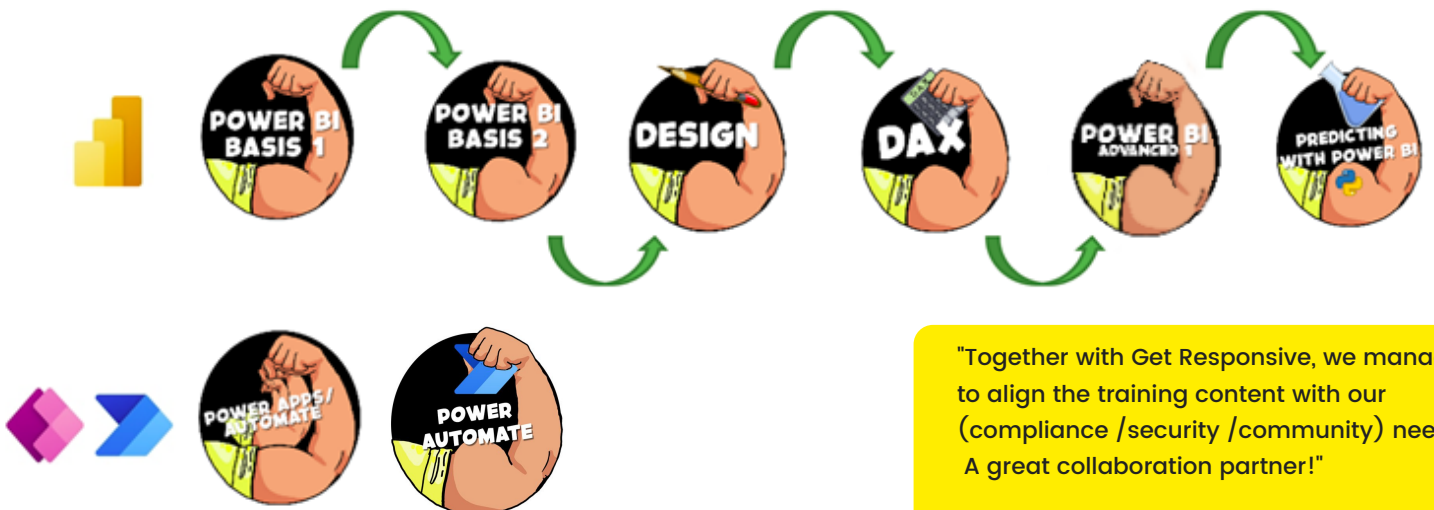
**Available training courses and the recommended sequence:**

Get Responsive is the preferred Power BI supplier for global Rabobank. And is also global partner in the Power BI learning curriculum for ABN Amro. Other customers include: Facilicom, OCI, Foot Locker, Heineken, Unilever, Ahold and Live Nation. As a partner of the Dutch Association of Register Controllers, Get Responsive also provides all Power BI training courses for its members.

Since May 2019 we have now been able to train **more than 4,000 professionals**.

With almost **20 experienced trainers**, we provide trainings at every level: from Basic to Advanced. All our trainers have a business background/ function. And therefore speak the language of our participants.

We think that's what sets us apart!



"Together with Get Responsive, we managed to align the training content with our (compliance / security / community) needs. A great collaboration partner!"

KASPER DORTLAND  
MANAGER OFFICE365 - GLOBAL  
COLLABORATION & PRODUCTIVITY  
RABOBANK



# POWER BI BASIC 1

1 DAY OR 2 DAYPARTS SESSIONS  
5-12 PARTICIPANTS



## What will you learn?

In this **1-day training**, we will introduce you to the useful functionalities Power BI has to offer.

Together we will go through the steps **from Data to Dashboard** and quickly get to work on **practical assignments**. We take everyone's level into account so that everyone knows how Power BI works at the end of the day.

## You will learn:

- Getting all **data** from databases, files, and online sources
- **Validate** and automatically **improve** data
- **Combining** data from different sources
- Create interactive visual **dashboards**
- Create your own **measurement** values via DAX
- How to use the **online** Power BI environment
- And much more.

After this training, you will have all the essential knowledge you need to get started with your **first dashboards**.

## For who?

Participants in this training do not yet know Power BI but want to get **more value out of data**. Your role or department is not relevant. Power BI is going to help you gain a faster and more fun insight into data and offers the possibility to share interactive dashboards. So no more static lists.

## Participation fee

EUR 250,- / US\$ 300,- per person (excluding 21% VAT). This amount is all-in and includes all course material.


## Time

This training is from 9.00 to 16.00.

Optionally, this training can be followed in 2 half-day sessions.

**"Highly recommended for everyone: know what you can do with visualizing data."**

JORN DOLLEN, SENIOR AUDITOR RABOBANK



# POWER BI BASIC 2

1 DAY OR 2 DAYPARTS SESSIONS  
5-10 PARTICIPANTS

## What will you learn?

Do you want to get more out of Power BI? Then this **follow-up training** on Power BI Basic 1 is something for you! In this 1-day training we will teach you, based on our practical experience, the best way to make dashboards, that:

- give you optimal insight
- perform fast (and continue to perform)
- are easy to maintain.

For each of the steps from Data to Dashboard, we go more **into depth**. We first give an explanation or a demo per topic. After that, you will practice with assignments. And at the end, you will make a larger **final assignment**.

## Topics include:

- **Merge & Append** your data
- Best practices for a fast **performing** dashboard
- Create a fast and clear **data model**
- Reading data from **web** pages
- Advanced **tooltips**
- Create beautiful **visuals**
- Creating **drillthroughs, custom tooltips** and **groupings**
- And much more.



## For who?

This training is suitable for anyone who wants to **learn more** about the possibilities of Power BI. And is a direct sequel to our Power BI Basic 1 training.

## Participation fee

EUR 250,- / US\$ 300,- per person (excluding 21% VAT). This amount is all-in and includes all course material and Power BI files.


## Time

This training is from 9.00 to 16.00.

Optionally, this training can be followed in 2 half-day sessions.

"Top format, enabling fast & fun learning and great output."

GERRIT KEEN, CFO HEINEKEN NL



# POWER BI DASHBOARD DESIGN

1 DAY OR 2 DAYPARTS SESSIONS  
5-10 PARTICIPANTS



## What will you learn?

In our training "Power BI Dashboard Design", we will teach you to create dashboards based on our practical experience and scientific theory that will:

- Minimize the user's cognitive load
- Display graphics that will tell your data story best
- Have a professional look and feel.

We start by detailing **the goal** of your dashboard and recognizing its users. You learn to look at dashboards with the eye of a graphic designer. And we discuss the elements of your dashboard to convey the **information** correctly.

For each subject, we discuss the **theory**, look at **examples**, and you immediately apply them in your dashboard.

## Topics include:

- Choosing the right **visualization**
- Dashboard **layout**
- **Color** usage
- Visualization of **statistics**
- And much more.

It is highly recommended to **bring your own dashboard** so you can immediately put the theory into practice. You will do this mainly between the 2 sessions.

## For who?

This training is suitable for anyone who wants to learn more about **designing** better Power BI dashboards. **Basic knowledge of Power BI is required.** We recommend that you first follow at least the training Power BI Basic 1.

## Participation fee

EUR 250,- / US\$ 300,- per person (excluding 21% VAT). This amount is all-in and includes all course material and Power BI files.

## Time

This training will be given in two half-day sessions (2 weeks apart). Before and between the sessions, you will receive almost 90 minutes of practical video material.

Which you use to improve your dashboard. In the 2nd session, we will look at these results together.

You can watch the videos for up to 1 month after the last training date.



# POWER BI DAX

1 DAY OR 2 DAYPARTS SESSIONS  
5-10 PARTICIPANTS



## What will you learn?

In our training "Power BI DAX" we introduce you into the language of Power BI. Using DAX, you can add your own calculations and columns. But how do you find your way in this new language?

In this training, we will step-by-step and based on a case, learn you the most useful **DAX functionalities**. We will cover the most important ones and you will practice these in cases. You will also learn better when to use which function.

For each subject, we will discuss the **theory**, look at **examples** together, and then we will apply these immediately in the dashboard.

## Topics include:

- How to write **DAX functions**
- Difference between custom **columns** and **measures**.
- A short recap of **best practices**
- **Date/time** functions
- Variants of the **CALCULATE** function
- What is **filter and row context**? And what can you do with it?
- **Cumulative** calculations

- Dynamic **comparisons** compared to last year
- **Conditional calculations** based on choice of slicer
- **Reuse** of measured values
- And much more.

## For who?

This training is suitable for anyone who wants to learn the basics of using DAX within Power BI by doing practical exercises. **Basic knowledge of Power BI is required**. We recommend that you first follow at least the training Power BI Basic 1.

## Participation fee

EUR 250,- / US\$ 300,- per person (excluding 21% VAT). This amount is all-inclusive and includes all course material.

## Time

This training is from 9.00 to 16.00. Optionally, this training can be followed in 2 half-day sessions. You can indicate this at registration



# POWER BI ADVANCED 1

1 DAY OR 2 DAYPARTS SESSIONS  
5-10 PARTICIPANTS



## What will you learn?

Do you want to learn advanced skills to optimally prepare, model and manage your data? In this 1-day training you will learn that!

This training is a good follow-up to the Power BI Basic 2 training. In this training you will learn the more advanced functionalities around **modeling**, **Power Query**. In which ways do you measure and improve the performance of Power BI report? How do you optimize the refresh times? Which (external) resources are available?

## Topics include:

- Usefulness and necessity of a good data model, and the relevant core concepts
- Optimize the loading of data to **enhance performance**
- Applying **aggregations**
- Incremental Refresh
- **Query Folding**
- **AI Visuals**
- Advanced Role Level Security scenario's
- **Best practices** in performance measurement and tuning

- Utilizing Functions in **Power Query**
- **Vertipaq Engine**
- Using 3rd party tools like **DAX Studio**
- And much more.

## For who ?


This training is suitable for anyone who wants to have more expert knowledge on Power BI. Prerequisite is that training Power BI Basis 2 has been followed.

## Participation fee

EUR 250,- / US\$ 300,- per person (excluding 21% VAT). This amount is all-in and includes all course material and Power BI files.

## Time

This training is from 9.00 to 16.00. Optionally, this training can be followed in 2 half-day sessions. You can indicate this at registration



# PREDICTING WITH POWER BI

1 DAY OR 2 DAYPARTS SESSIONS  
5-10 PARTICIPANTS



## What will you learn?

In this 1 day practical training, you will be shown how to build a working **Machine Learning Model**. You will also be designing an **Interactive predictive dashboard** based on this model using **Python code** in Power BI.

We will go through the process of building a Machine Learning model together and making **Parameters** in Power BI to build the interactive prediction dashboard. You will also learn some basics about the statistics behind the model.

## Topics include:

- Making an **interactive dashboard** in Power BI
- **Python code** explained
- Creating your own **parameters**
- **Statistics** behind the model
- Building your own **Machine Learning model**
- And much more.

## For who?

This training is suitable for anyone who wants to learn more about Data Science, Machine Learning and making predictions in Power BI dashboards using Python.

No coding knowledge or statistical knowledge is required prior to this course.

On the other hand, Basic knowledge of Power BI is required. We therefore recommend that you first follow the training Power BI Basic 1.

## Participation fee

EUR 250,- / US\$ 300,- per person (excluding 21% VAT). This amount is all-in and includes all course material and Power BI files.

## Time

This training will be given in one full day session from 9.00 – 16.00 hours. Before the training starts, you will receive video material to watch as well as receive manuals that you must follow to install the proper apps and tools.

Optionally, this training can be followed in 2 half-day sessions. You can indicate this at registration





# POWER APPS/ AUTOMATE

1 DAY OR 2 DAYPARTS SESSIONS  
5-10 PARTICIPANTS

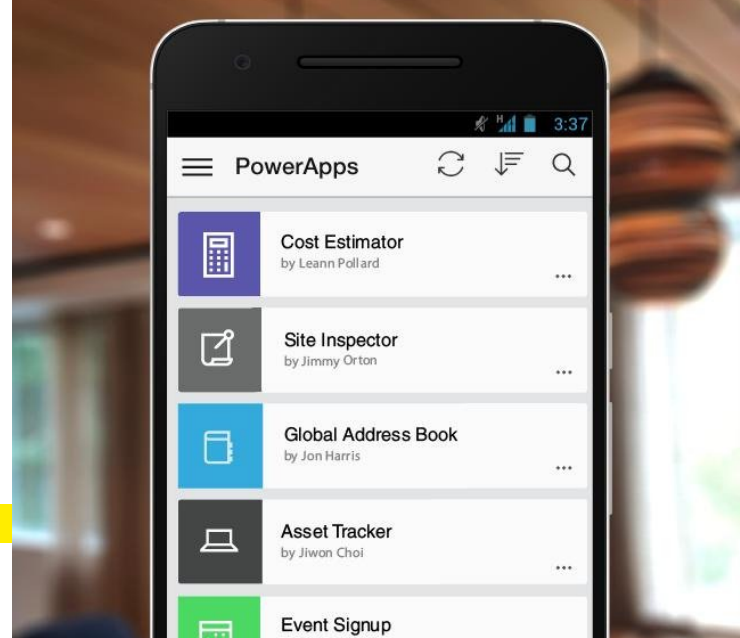
## What will you learn?

In this **1-day** practical training you take the first steps in **Power Apps** and **Power Automate**. You will learn to build your own app. You can **automate** manual business processes with very little code. Allowing you to easily keep track of processes: automated data processing, sending notifications and monitoring operational processes.

We go through the most important steps from building an **App** to integrating with **Automate**. Everyone's level is taken into account, the trainers are there to offer extra guidance and answer questions.

## Topics include:

- Storing **data** in Sharepoint
- Create **automated processes**
- Save and retrieve data via **input forms**
- Create your own complete app via Power Apps in your own **branding**
- **Sharing** apps with others
- The **integrated** use of Power Apps, Automate and Power BI
- And much more.



## For who?

This training is suitable for anyone who wants to **learn** about the possibilities of **automating business processes**. After attending this training, you will be able to independently build an **app** with integrated **automated workflow**.

## Participation fee


EUR 250,- / US\$ 300,- per person (excluding 21% VAT). This amount is all-in and includes all course material and the Power Apps/Automate files.

## Time

This training is from 9.00 to 16.00. Optionally, this training can be followed in 2 half-day sessions. You can indicate this at registration

**"I have learned a lot about Power Apps, and I can now continue with this in the coming months."**

ROGER MIDDLETON, IMPLEMENTATION MANAGER



# POWER AUTOMATE

1 DAY OR 2 DAYPARTS SESSIONS  
5-10 PARTICIPANTS

## What will you learn?

In this **2 half-day** practical training you will get acquainted with some deeper understanding of **Power Automate** to build more complex workflows.

Everyone's level is taken into account, the trainers are there to offer extra guidance and answer questions.

## Topics include:

- Using Control elements and variables
- Automate Data operations
- Utilizing input and output of actions (JSON)
- How to use Dynamic content and expressions

You will work on a **case study** to apply the above fundamentals: Refresh a Power BI dashboard based on file arrival(s) by email.

## Pre-requisites:

- Basic knowledge of Power Automate
- Basic knowledge of Onedrive and Sharepoint
- Basic knowledge of Power BI

Manually trigger a flow



Choose an action



## For who?

This training is suitable for anyone who wants to learn about the possibilities of complex automating business processes. After attending this training, you will be able to independently build an integrated automated workflow.

Completed Power Apps/Automate training is recommended.

## Participation fee

EUR 250,- / US\$ 300,- per person (excluding 21% VAT). This amount is all-in and includes all course material and the Power Automate files.

## Time

This training is from 9.00 to 16.00. Optionally, this training can be followed in 2 half-day sessions. You can indicate this at registration

## GET RESPONSIVE

We want to unburden our customers! And thus we take care of the entire preparation, training and aftercare. After attending the training course participants receive the training material and of course a personal **certificate**.

Optionally, we also provide internal and external **marketing** through video productions. We have done this for Rabobank, Unilever and Heineken. See our YouTube channel for examples.

### Interested?

Send an email to:  
vraag@get-responsive.com.

We can't wait to broaden your knowledge of Power Platform!

## #SHARING

We really enjoy sharing (our) knowledge about Power BI via (especially) LinkedIn and YouTube. Including weekly Live broadcast with great guests. This has now been viewed by over **2,1 million** people. #cool



If you want to keep practicing and learning Power BI after the trainings, then **5miles** is the right option for you.

In this **online learning environment** you learn new Power BI skills... in just 5 minutes per day.

Via **70 practical challenges** you learn more on how to create fast, insightful and easy to use dashboards. The challenges provide full explanations in text and video. And you will receive valuable reference links for further learning.

Authored by Get Responsive and 5miles, making it is a fitting follow-up to our Power BI trainings.

Current customers include KPMG, ABN Amro, Rabobank, KPN, Euronext